



XLR8ed Learning's

Red Seal Machinist Exam First Attempt Study Plan



Step One: Know what will be Tested!

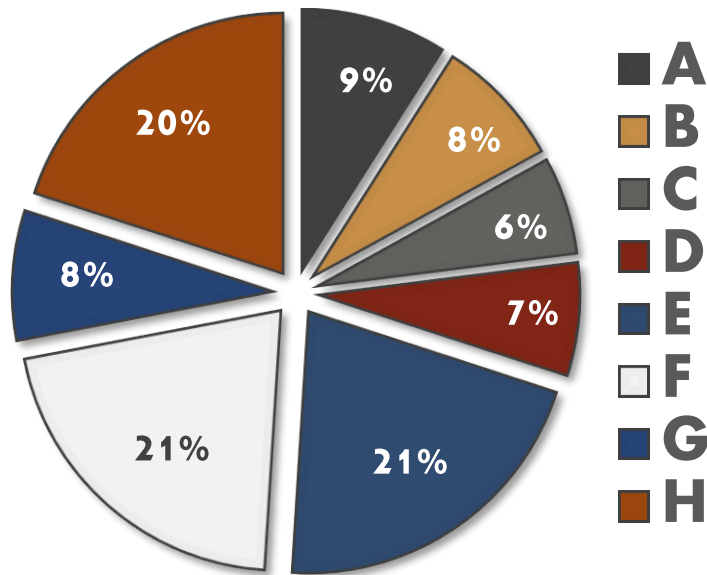
Trade Curriculum and Exams

The Trade Curriculum is divided into Topics Blocks. The Blocks then break down into individual Topics (Tasks).

[Click Here or the Red Seal Logo to visit Red-Seal.ca](#)



TOPIC BLOCK EXAM WEIGHTS



Topic Block Breakdown

Every Topic within the Blocks are further broken down into individual weights. This allows you to know exactly how many questions on each topic will be on the exam.



Machinist Exam Topic Weighting

| Trade Topics | Number of Exam Questions |
|---|--------------------------|
| Block 1/A - Common Occupational Skills | |
| Task 1 – Performs Safety Related Functions | 2 |
| Task 2 – Organizes Work | 3 |
| Task 3 – Communication and Mentoring | 2 |
| Task 4 – Process Workpiece Material | 4 |
| Task 5 – Maintains Machines and Tooling | 2 |
| Block 2/B – Benchwork | |
| Task 6 – Performs Hand Processes | 8 |
| Task 7 – Refurbishes Components | 3 |
| Block 3/C – Power Saws | |
| Task 8 – Sets Up Power Saws | 5 |
| Task 9 – Operates Power Saws | 3 |
| Block 4/D – Drill Presses | |
| Task 10 – Sets Up Drill Presses | 5 |
| Task 11 – Operates Drill Presses | 4 |
| Block 5/E – Conventional Lathes | |
| Task 12 – Sets Up Conventional Lathes | 14 |
| Task 13 – Operates Conventional Lathes | 14 |
| Block 6/F – Conventional Milling Machines | |
| Task 14 – Sets Up Conventional Milling Machines | 15 |
| Task 15 – Operates Conventional Milling Machines | 13 |
| Block 7/G– Precision Grinding Machines | |
| Task 16 – Sets Up Precision Grinding Machines | 6 |
| Task 17 – Operates Precision Grinding Machines | 5 |
| Block 8/H– Computer Numerical Control (CNC) | |
| Task 12 – Performs CNC Programming | 12 |
| Task 13 – Selects Tooling and Tool Holders | 8 |
| Task 20 – Operates CNC Machines | 7 |

Exam Question Total

135



Step Two: Set a Schedule

How Much Time and When?

The amount of time need depends upon the person. But don't shortchange you study time! Rewrites are costly and discouraging. We recommend at least 8 weeks and 2 hours a day (average) of study time.



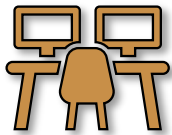
Set a Schedule

Set a daily schedule and commit to it. It may seem challenging for the first couple of days, but it does get easier.



Tell Your Friends and Family

It's important they know importance of this exam. Ask them to please respect your study schedule.



Study Space

You should practice micro-study sessions throughout the day. For your scheduled study sessions, you need a quiet, distraction free space.

Reward Yourself

It's important to reward yourself daily and weekly. These rewards make the whole process easier.





Step Three: Trade Topic Review

Topic Testing

Begin with the first Trade Topic. Test your knowledge by trying relevant topic questions.



Review & Rectify

Review your question results and brush up on areas of weakness



Repeat, Repeat & Repeat

Repeat the Topic questions and review process.



Primed to Proceed

Topic mastery is confirmed when you achieve 80% or better, 5 times in a row. With this, you can move onto the next topic with confidence. Complete this process for every Trade Topic.



Step Four: Exam Rehearsal

Practice Exam

Attempt practice exams with the correct number of topic questions. Repeat as many times as needed. Brush up on any topics of weakness.



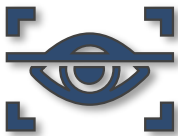
Exam Anxiety

This process will help ease “Exam Anxiety”. Exams make most people anxious. The more times you do it, the better you will perform on the actual exam.



Set Your Pace

With each attempt, you will develop stronger time management skills. These skills are needed for the actual exam..



Scanning Skills

Quickly finding question that will require more time is important. This allows you to plan your exam attempt. Practice exams help to build this skill.